

2023 annual report to the Community

Huntfield Heights School P-6 and Huntfield Heights CPC

Huntfield Heights School P-6 number: 1067

Huntfield Heights CPC number: 1715

Partnership: Beach Road



School principal:

Cathryn Herbert

Signature

Date of endorsement:

27/02/2024



Government
of South Australia
Department for Education

Context Statement

Huntfield Heights School P-6 caters for students from R-6. At the time of this report, the enrolment in 2023 is 78. Huntfield Heights School P-6 is classified as Category 2 on the Department for Education Index of Educational Disadvantage. At the time of this report, the school population includes 26% Aboriginal students, 21% students with disabilities, 10% students with English as an additional language or dialect (EALD) funded background, 4% children/young people in care. Further information about the school is available on the school's website (including its context statement), as well as the My School website.

Information about Huntfield Heights CPC is available on the school's website, as well as the Australian Children's Education and Care Quality Authority (ACECQA) website.

Governing Council Report

2023 has been another fantastic year for our school, which includes the increase in the membership of the Governing Council.

Together with Sarah Cunningham, a fellow governing council member, we worked on establishing a playgroup at Huntfield Heights Primary School P-6. We received the support of Principal Cathryn Herbert and Teacher, Danielle Vigor, and collaborated with Amy Gill, the preschool teacher, to make use of the preschool space for the playgroup. Danielle provided us with the necessary information, including the ACECQA standards, as well as the policies and procedures for volunteers. Additionally, Danielle reached out to the Learning Together team on behalf of our group to seek assistance, assessment, support, and guidance during the following terms. Danielle also attended the Playgroup sessions with her 2 children and was there to offer her much appreciated support and guidance.

Deb from the Learning Together Team visited us during the playgroup sessions and offered her support and guidance. She mentored us on how to run the sessions successfully and provided ideas and suggestions. We found her support to be very helpful, and it helped us gain a better understanding of how to conduct each playgroup session. We now have a lovely group of regulars who attend our weekly sessions, and we have a lot of fun interacting with the parents and children and finding lots of fun activities to do together. Sarah and I continue to promote the Playgroup through social media and word of mouth.

Within the year, Aaron Vigor, Student Wellbeing and Engagement Leader, obtained donations through the organization 'Good 360'. These donations were then distributed among families associated with the school. The playgroup children received a pair of Nike sandals as well as a special gift of LEGO during Christmas.

The Governing Council has supported the Principal's proposal to outsource the OSHC service at our site. After careful consideration, the YMCA has agreed to provide a shared service between Hackham West Primary School and HHPS-6. The service will be operated from Hackham West Primary School. The Governing Council has agreed that having a service to support our families is beneficial. Parents will be required to drop off and pick up their children from Hackham West Primary School. Together with the Huntfield Heights Primary School P-6, they will provide transportation to and from school, using their bus, at minimal cost to our school.

Throughout the year, the students had the opportunity to participate in various enjoyable activities. One of the most memorable activities was a camping trip to Arbury Park. During their stay at the camp, the students engaged in exciting and informative experiences, such as hiking, learning about Aboriginal culture, fire-making, and cooking. Additionally, mealtimes were a source of fun and bonding for the students. The camping trip allowed the students to form closer relationships with each other, as well as their teachers and support staff.

One of the special activities that the school organized was a school-wide excursion to the Adelaide Zoo. The students had a lot of fun walking through the zoo and viewing the many different animals. Many kids also enjoyed playing in the playground area.

The school year concluded with an amazing end-of-year concert. The concert involved all the classes putting on a performance for their family and friends, with each performance featuring the students dancing to a chosen song. Every student participated, and even the teachers joined in as well. The evening was filled with a lot of fun and laughter, which made it a great event. Then there was the student end of year celebration which was a fun filled day that the Variety Club Sponsored. This enabled the school to hire a variety of jumping castles and arcade games all contained in the gym. Every class including the preschool had the opportunity to enjoy this event which also included pizza for lunch. And let's not forget the graduation ceremony for the students who completed year 6. It was a fantastic celebration to congratulate and bid farewell to the students and wish them well in their next stage of education in high school.

Dennielle O'Callaghan

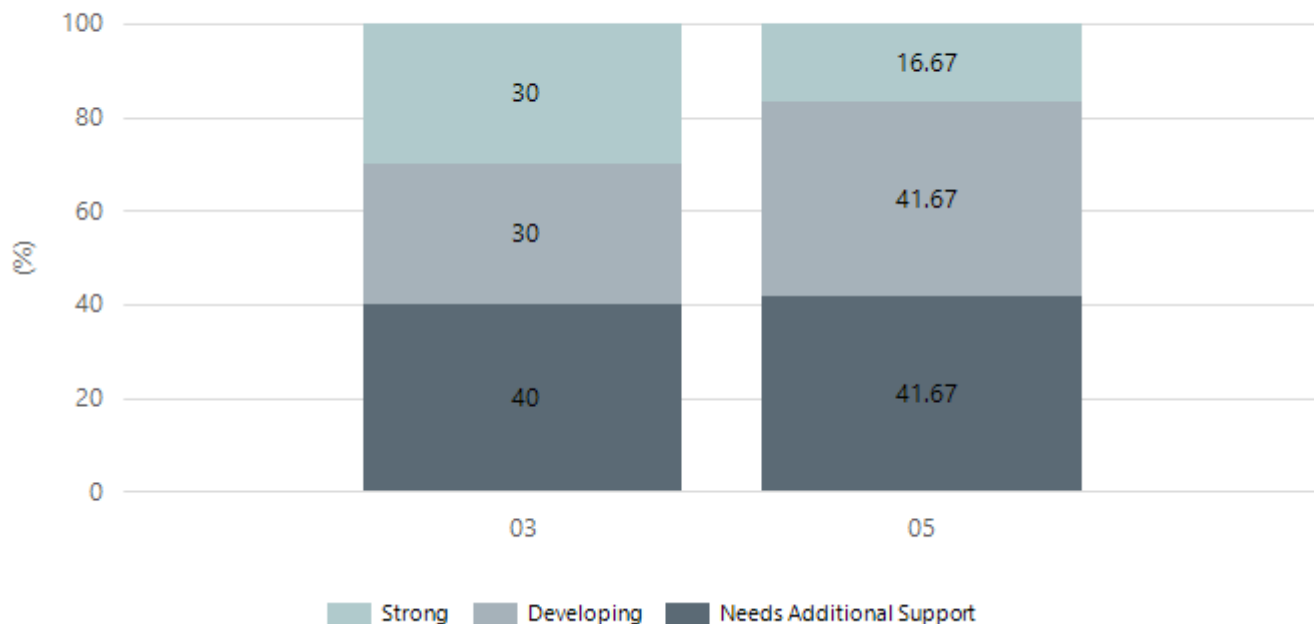
Chair

Performance Summary

NAPLAN Proficiency

In 2023, the Australian Curriculum, Assessment and Reporting Authority (ACARA) - a Commonwealth Independent statutory authority - announced changes to NAPLAN performance reporting. This new way of reporting by ACARA that NAPLAN results from 2023 will not be comparable to previous years. The new approach replaces the previous numerical NAPLAN bands and the national minimum standard.

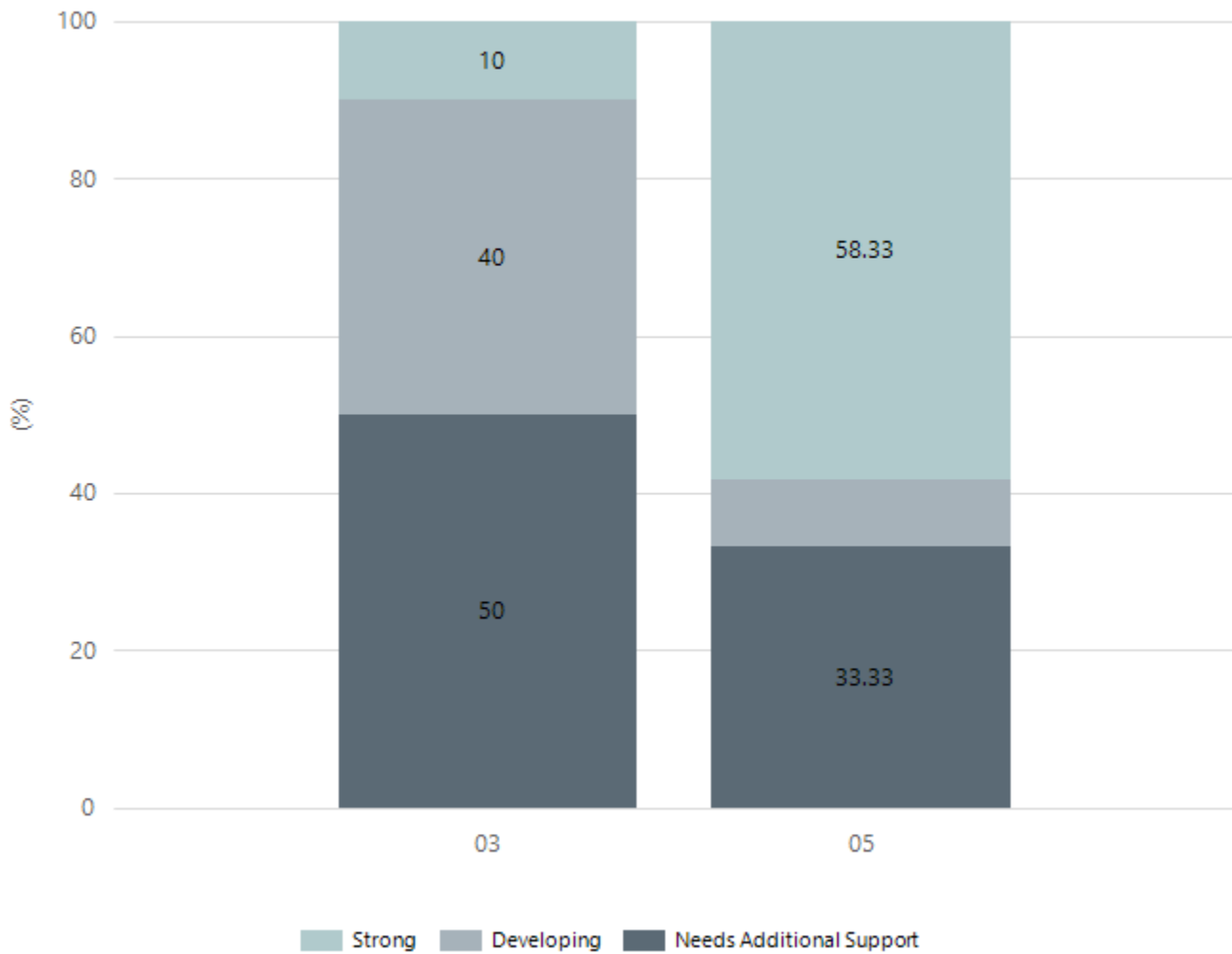
Numeracy



Year Level	03	05
Strong	3	2
Developing	3	5
Needs Additional Support	4	5
Total	10	12

Data Source: Department for Education Assessment Data Holdings, 2023. When there are less than six students in a cohort, no data is supplied.

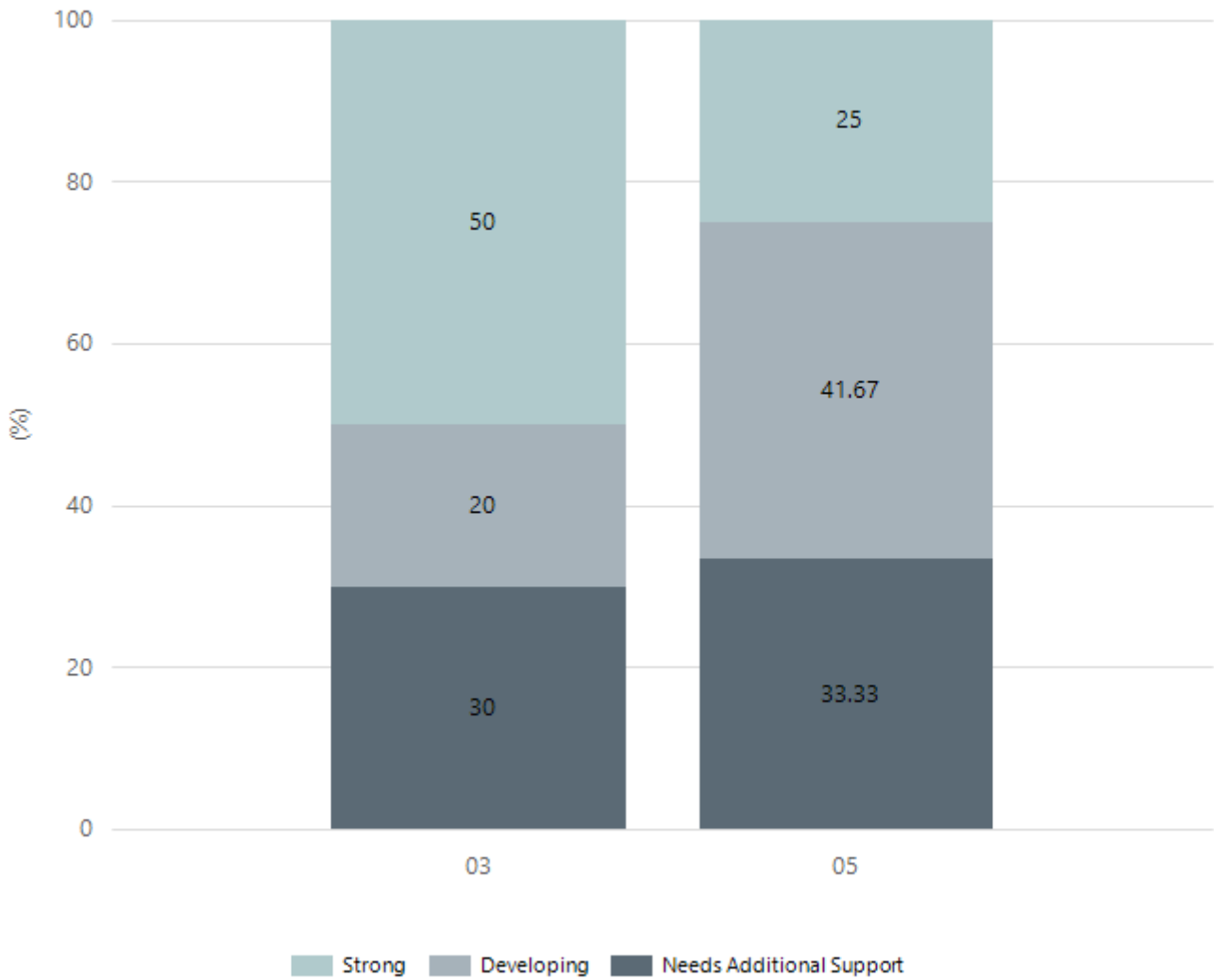
Reading



Year Level	03	05
Strong	1	7
Developing	4	1
Needs Additional Support	5	4
Total	10	12

Data Source: Department for Education Assessment Data Holdings, 2023. When there are less than six students in a cohort, no data is supplied.

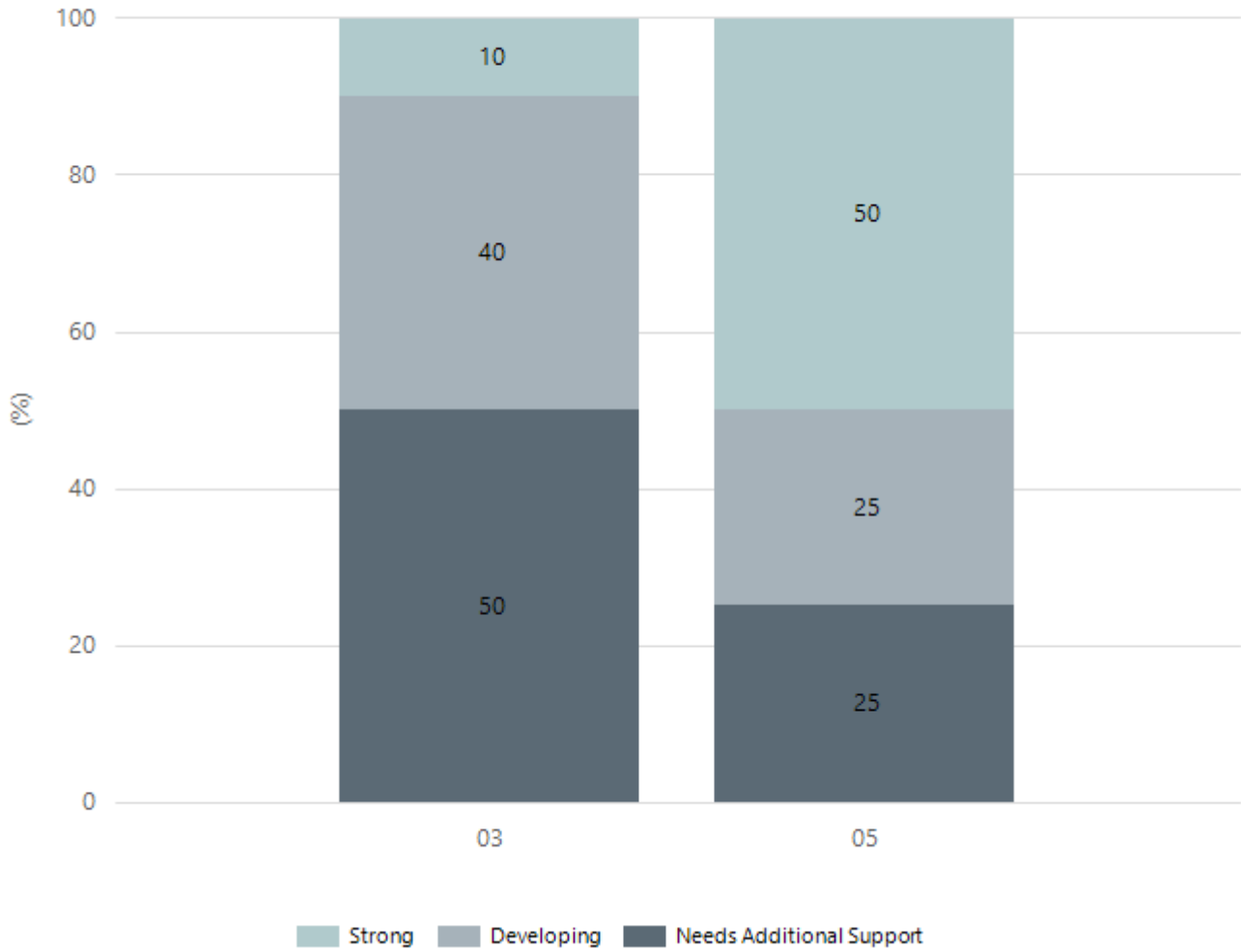
Writing



Year Level	03	05
Strong	5	3
Developing	2	5
Needs Additional Support	3	4
Total	10	12

Data Source: Department for Education Assessment Data Holdings, 2023. When there are less than six students in a cohort, no data is supplied.

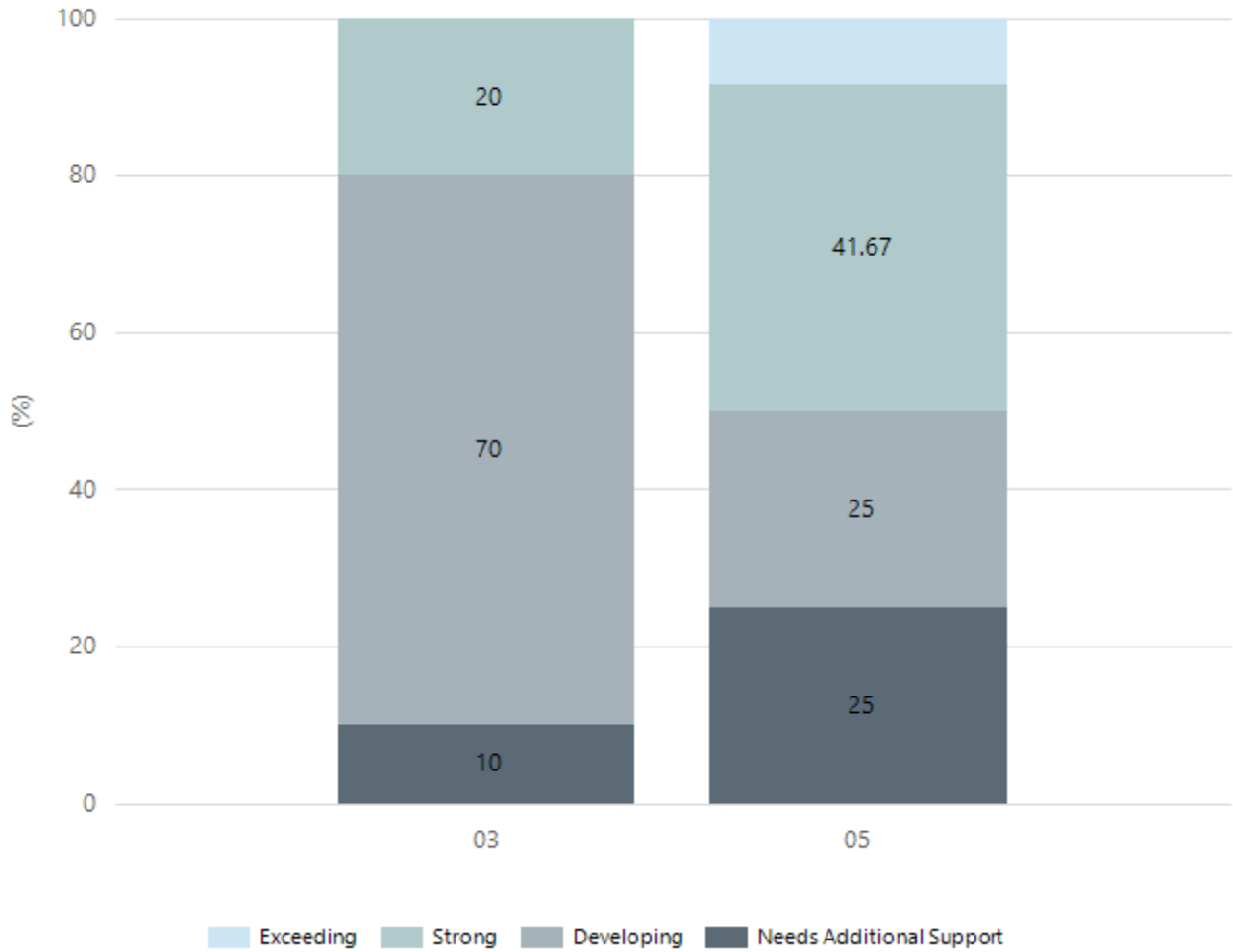
Grammar



Year Level	03	05
Strong	1	6
Developing	4	3
Needs Additional Support	5	3
Total	10	12

Data Source: Department for Education Assessment Data Holdings, 2023. When there are less than six students in a cohort, no data is supplied.

Spelling

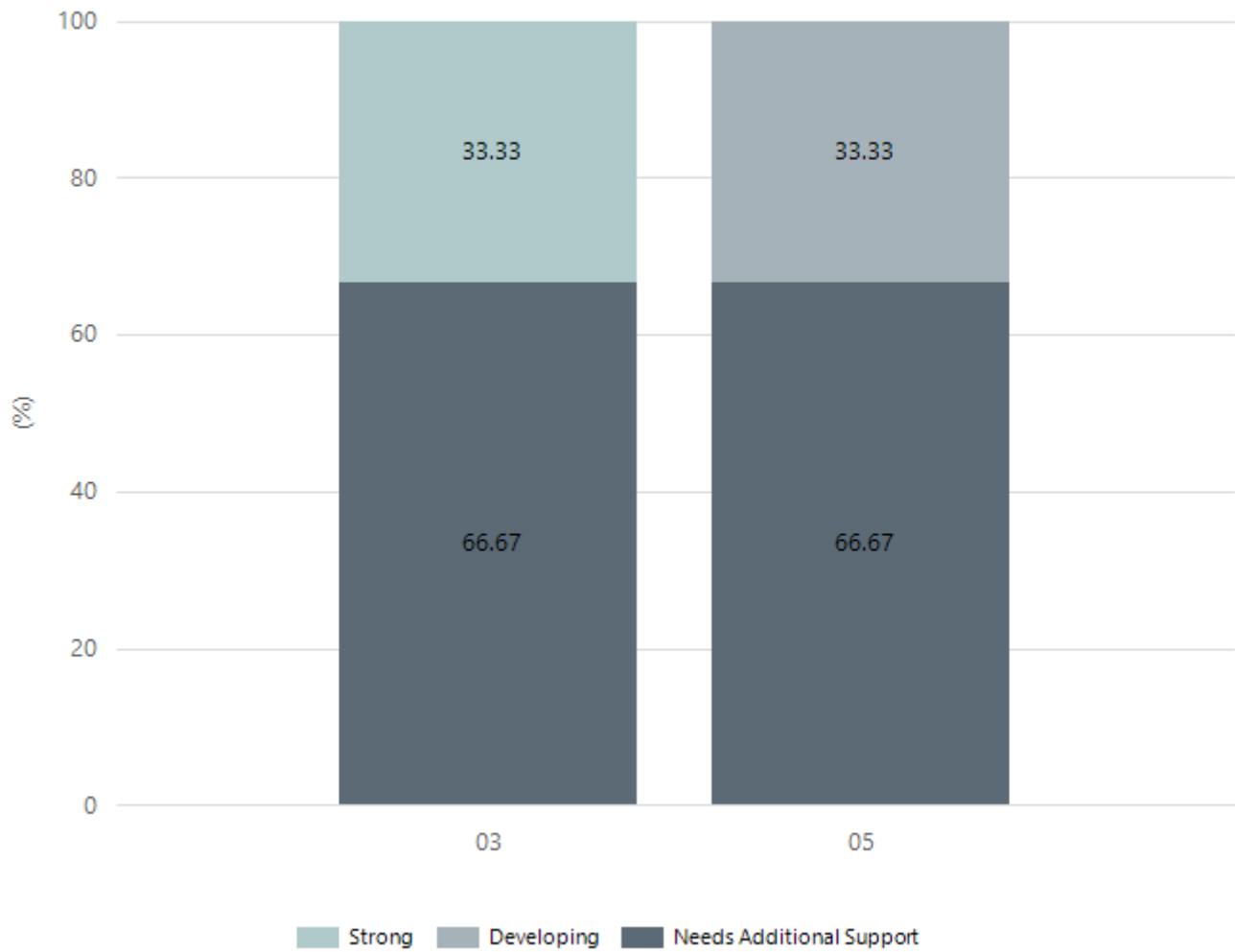


Year Level	03	05
Exceeding		1
Strong	2	5
Developing	7	3
Needs Additional Support	1	3
Total	10	12

Data Source: Department for Education Assessment Data Holdings, 2023. When there are less than six students in a cohort, no data is supplied.

NAPLAN Proficiency - Aboriginal Learners

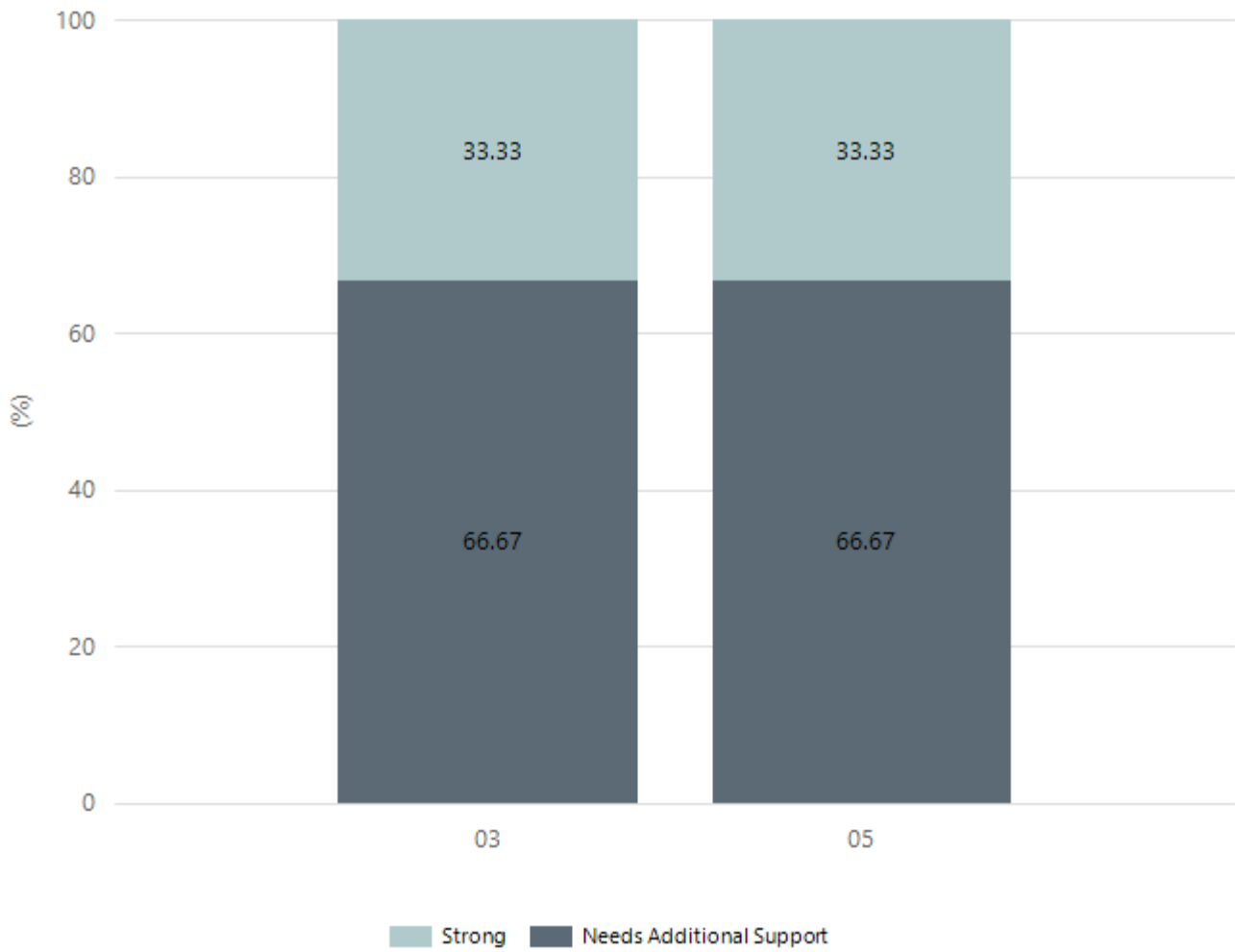
Numeracy



Year Level	03	05
Strong	1	
Developing		1
Needs Additional Support	2	2
Total	3	3

Data Source: Department for Education Assessment Data Holdings, 2023. When there are less than six students in a cohort, no data is supplied. Only data for Aboriginal learners is displayed.

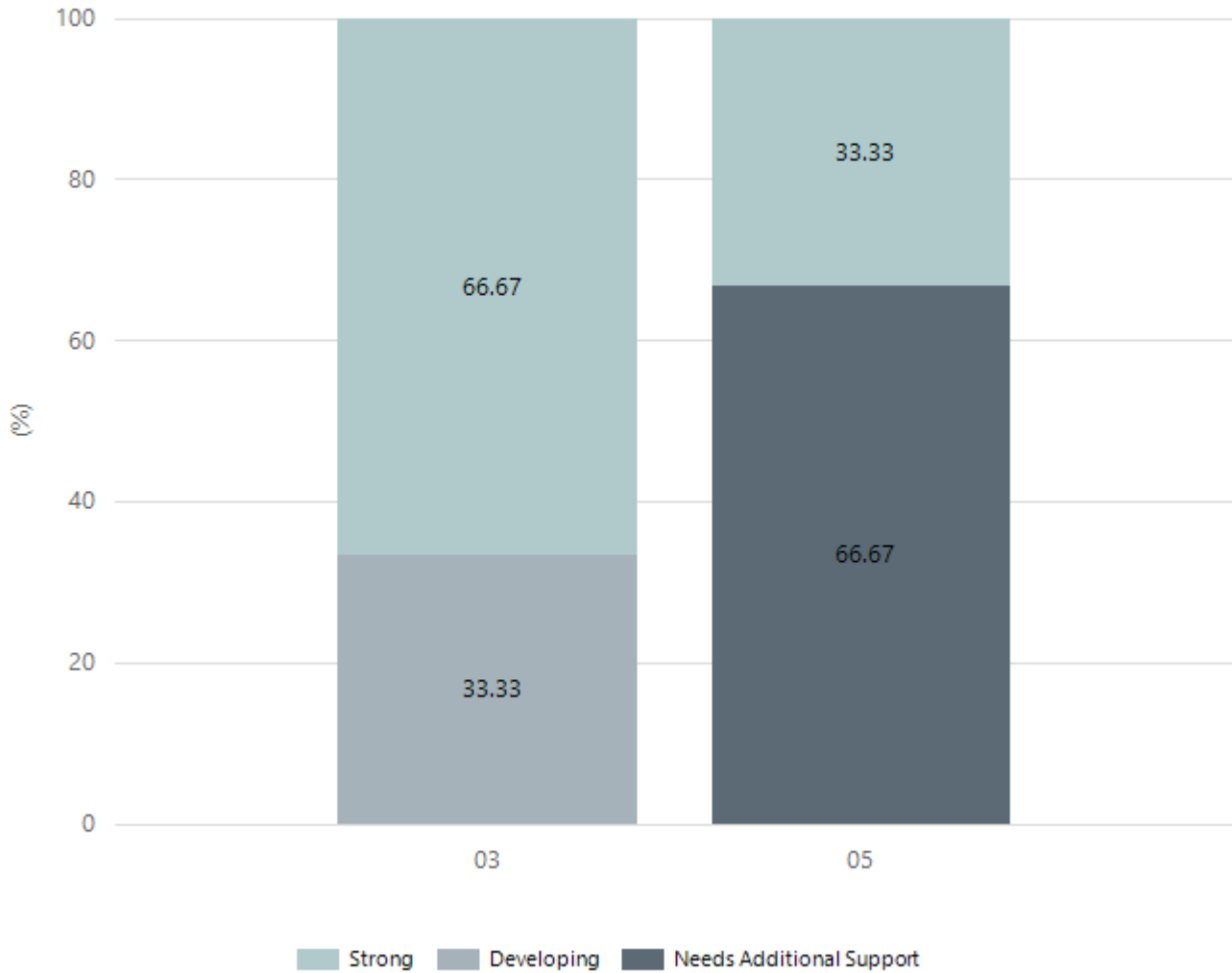
Reading



Year Level	03	05
Strong	1	1
Needs Additional Support	2	2
Total	3	3

Data Source: Department for Education Assessment Data Holdings, 2023. When there are less than six students in a cohort, no data is supplied. Only data for Aboriginal learners is displayed.

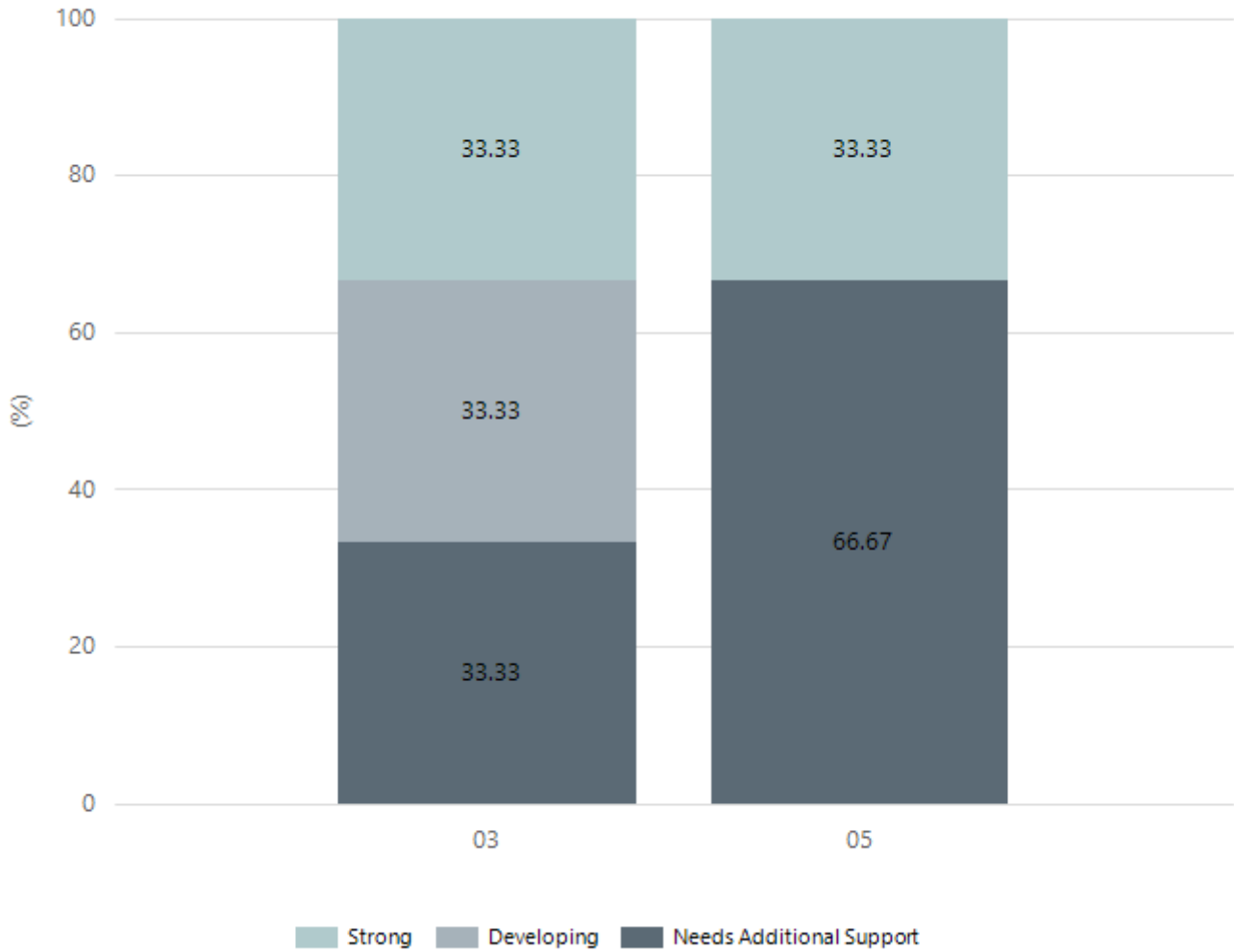
Writing



Year Level	03	05
Strong	2	1
Developing	1	
Needs Additional Support		2
Total	3	3

Data Source: Department for Education Assessment Data Holdings, 2023. When there are less than six students in a cohort, no data is supplied. Only data for Aboriginal learners is displayed.

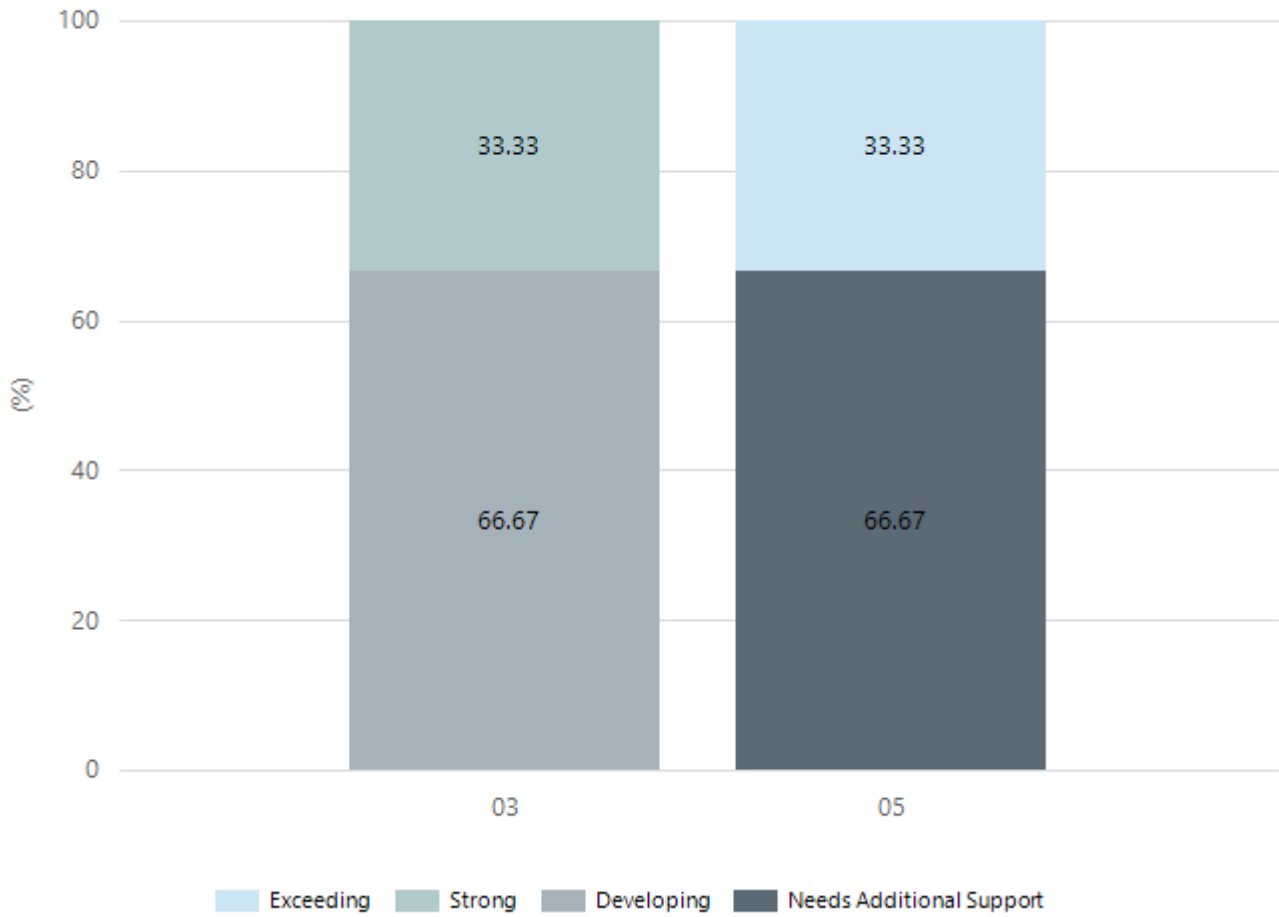
Grammar



Year Level	03	05
Strong	1	1
Developing	1	
Needs Additional Support	1	2
Total	3	3

Data Source: Department for Education Assessment Data Holdings, 2023. When there are less than six students in a cohort, no data is supplied. Only data for Aboriginal learners is displayed.

Spelling



Year Level	03	05
Exceeding		1
Strong	1	
Developing	2	
Needs Additional Support		2
Total	3	3

Data Source: Department for Education Assessment Data Holdings, 2023. When there are less than six students in a cohort, no data is supplied. Only data for Aboriginal learners is displayed.

Preschool Attendance

	Term 1	Term 2	Term 3	Term 4
2020 centre	94.5%		84.2%	84.9%
2021 centre	89.4%	90.7%	84.2%	78.9%
2022 centre	88.4%	73.3%	74.7%	81.9%
2023 centre	76.5%	87.8%	85.4%	86.6%
2020 state	89.1%		84.6%	85.8%
2021 state	87.3%	85.3%	87.1%	84.5%
2022 state	83.6%	77.6%	77.9%	77.8%
2023 state	85.4%	82.9%	83.4%	81.4%

Based on attendances recorded in the two-week reference period each term. Data for eligible enrolments as described in the department's Enrolment policy. Attendance rates may differ to previous reporting with the transfer from calculations based on deemed attendance to actual attendance using booked hours divided by attended hours. Data Source: Department for Education Attendance Data, Semester 1 Report 2023. A blank cell indicates there we no students enrolled.

Note: Term 2 2020 data may not be available for all preschools.

School Attendance

Year Level	2021	2022	2023
Reception	85.8%	69.0%	85.3%
Year 01	80.3%	72.3%	84.7%
Year 02	83.6%	86.8%	70.4%
Year 03	88.3%	79.5%	86.5%
Year 04	83.5%	85.5%	82.8%
Year 05	82.7%	60.6%	80.0%
Year 06	88.6%	68.8%	71.8%
Year 07	86.3%		
Total	85.0%	74.0%	80.2%

Data Source: Department for Education Attendance Data, Semester 1 Report 2023. A blank cell indicates there we no students enrolled. 'Primary Other' includes students enrolled in specialised education options. 'Secondary Other' includes students who have already spent a year at Year 12 and elected to undertake further study at Year 12.

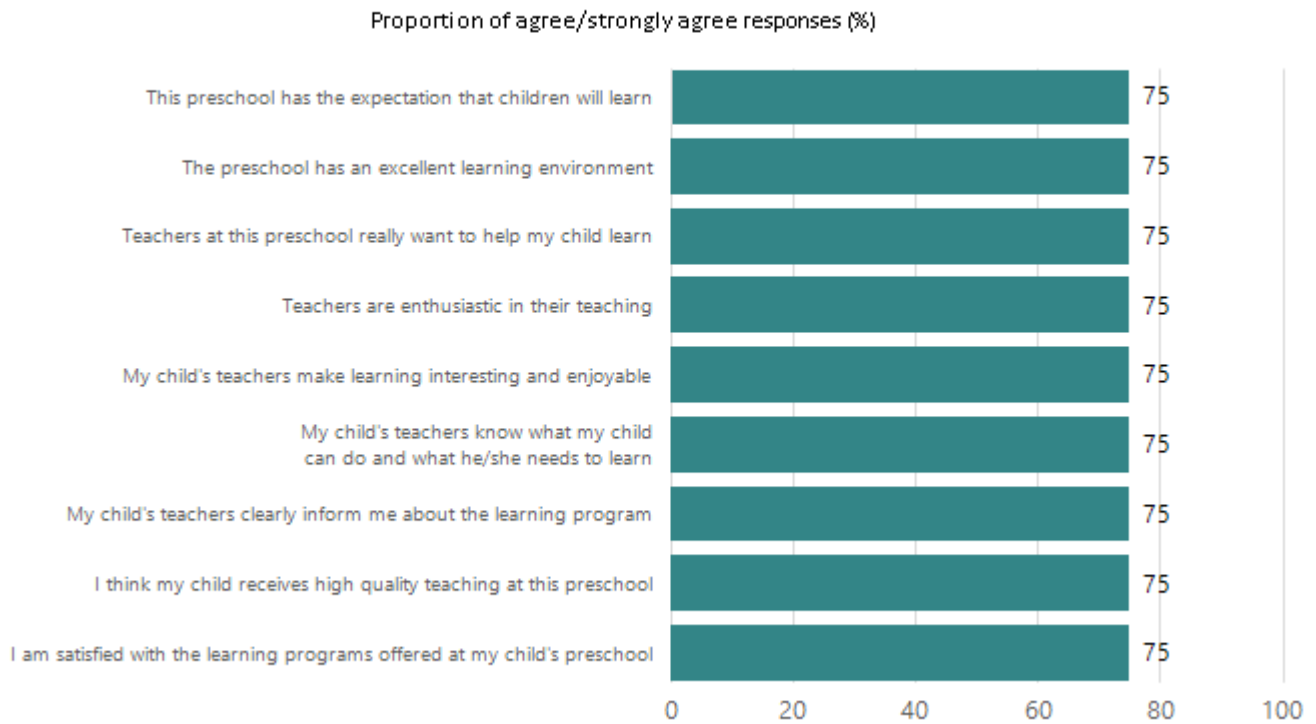
Attendance Comment

In South Australia, preschool attendance is not compulsory, but it is strongly encouraged. Preschool gives children the best opportunity to develop skills, which prepare them for school. These benefits include establishing positive routines and habits, friendships and connections as well as developing communication, problem-solving and creative skills. All children are entitled to access a preschool program over 4 terms the year before they start school.

In South Australia, all children and young people must be in school from 6 years to 16 years old. They must attend a government or non-government school full time. From age 16 to 17 however, young people must attend school or an approved learning program (such as an apprenticeship, traineeship, accredited course or university). Schools and parents must encourage and support students to come to school every day. Parents and caregivers must make sure their child is enrolled in a school, and attends school all day and everyday it is open, unless a child is sick or has an approved exemption. Teachers and leaders actively follow up when a student misses school, including recording all absences and non-attendance. All schools in South Australia have local attendance procedures governed under the Education and Children's Services Regulations 2020.

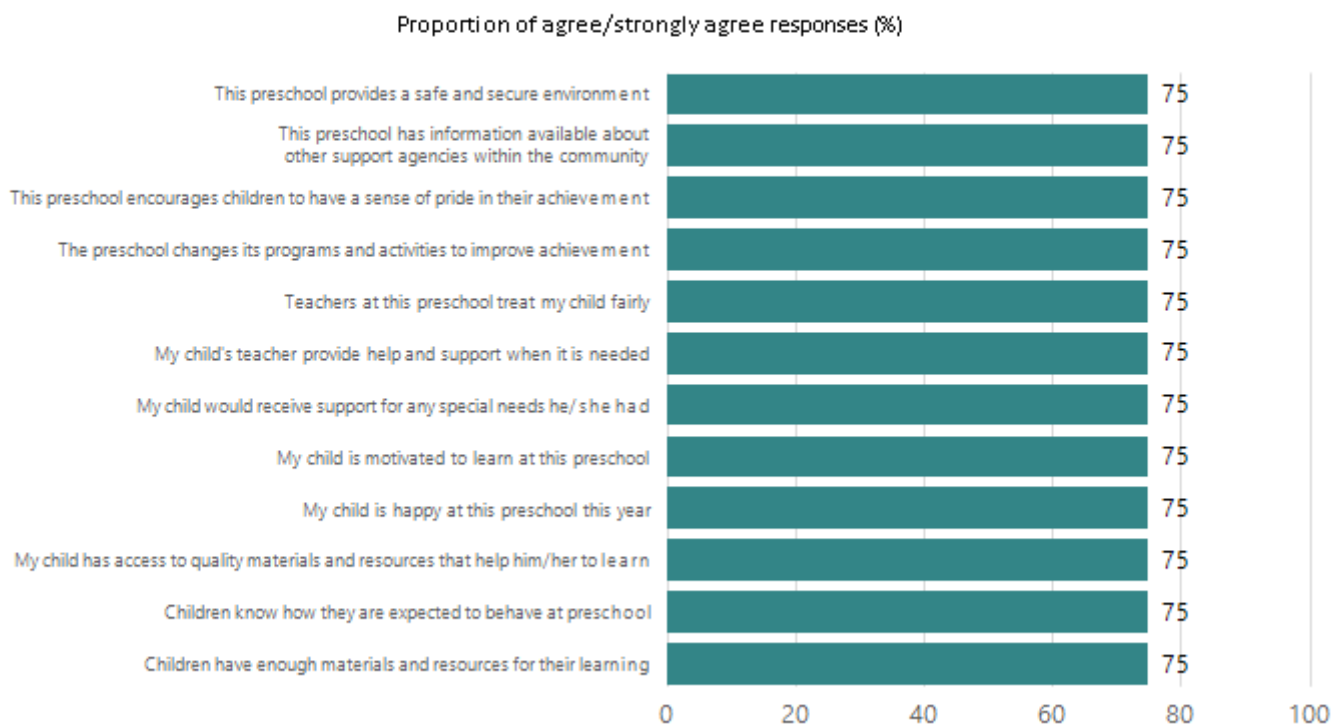
Preschool Family Opinion Survey

Quality of Teaching and Learning



Data Source: 2023 Department for Education Preschool Family Opinions Survey, Term 3 2023.

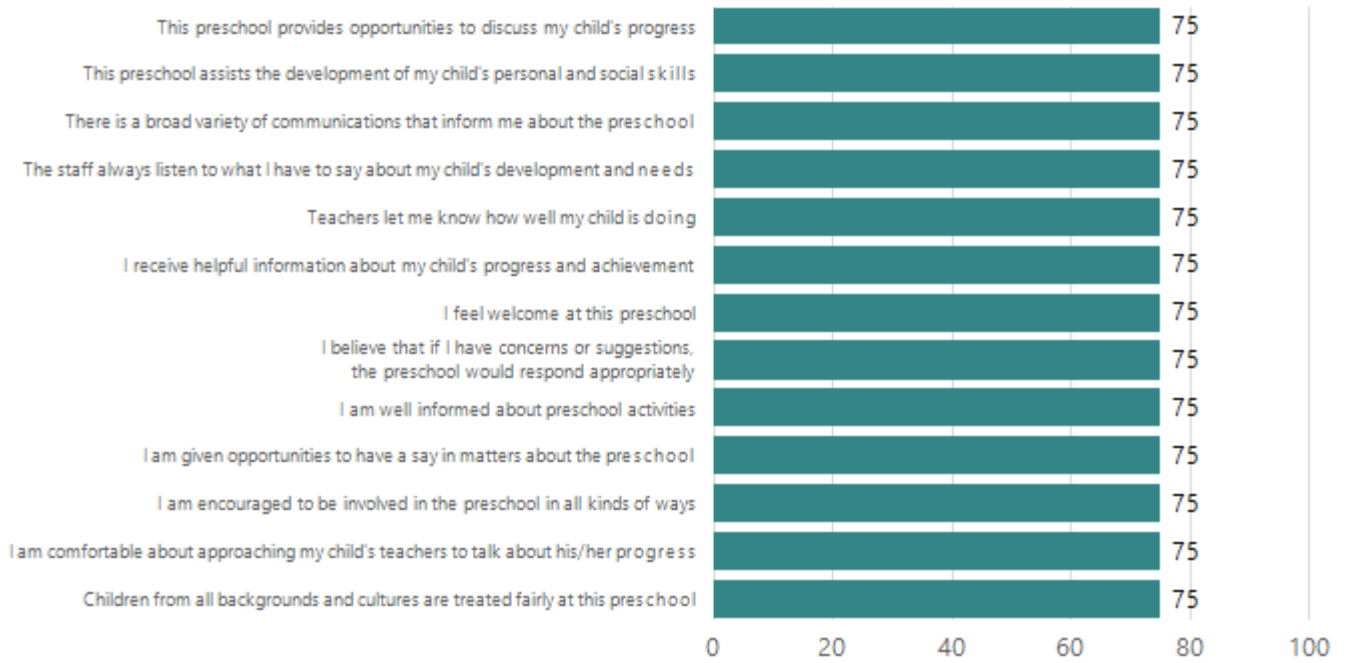
Support of Learning



Data Source: 2023 Department for Education Preschool Family Opinions Survey, Term 3 2023.

Relationships and Communication

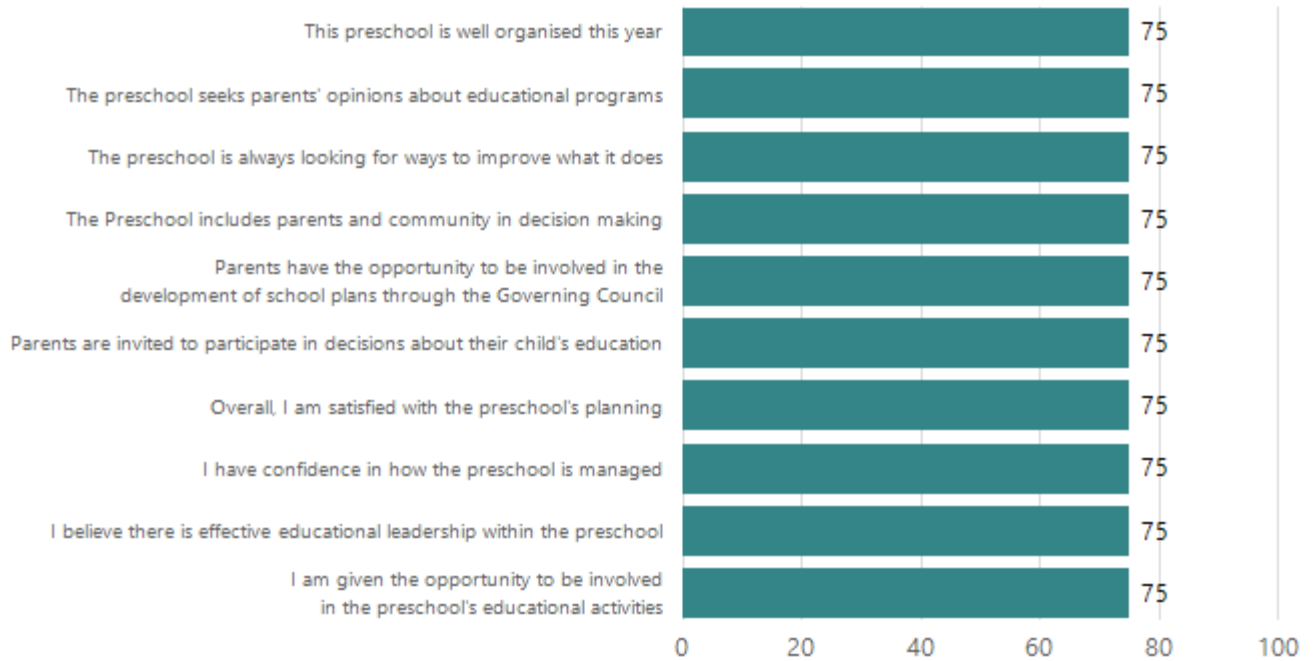
Proportion of agree/strongly agree responses (%)



Data Source: 2023 Department for Education Preschool Family Opinions Survey, Term 3 2023.

Leadership and Decision Making

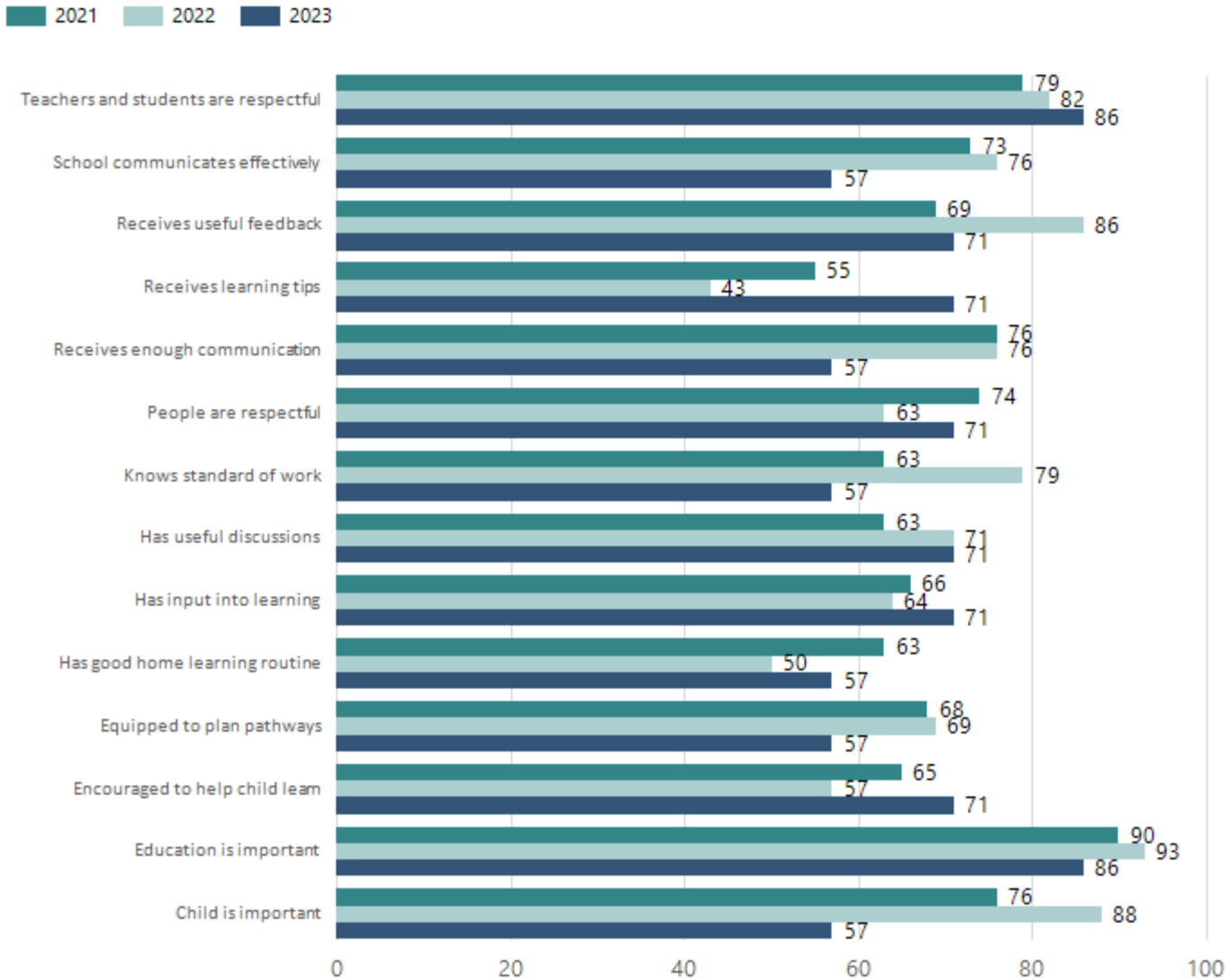
Proportion of agree/strongly agree responses (%)



Data Source: 2023 Department for Education Preschool Family Opinions Survey, Term 3 2023.

Parent Opinion Survey Results

Proportion of agree/strongly agree response(%)



Data Source: 2023 Department for Education Parent Opinions Survey, Term 3 2023.

Destination Schools

Feeder Schools (Site number - Name)	2021	2022	2023
1067 - Huntfield Heights School P-6	92.9%	83.3%	75.0%
8418 - Southern Vales Christian College Morphett Vale		8.3%	
9999 - Unknown	7.1%	8.3%	25.0%

Note: The data is collected in term 3. It does not reflect actual schools enrolled in by existing preschool children. A blank cell indicates there was no data for students enrolled.

Data Source: Department for Education Destination Data Report, 2023.

Intended Destination

Leave Reason	Number	%
NT - LEFT SA FOR NT	3	13.0%
TG - TRANSFERRED TO SA GOVERNMENT SCHOOL	20	87.0%

Data Source: Department for Education Destination Data Report, 2023. Data extract term 3 2023. Data shows recorded destinations for students that left the school in the previous year. Data is uploaded by schools in term 3 and may not reflect final or total figures at time of report creation.

Highest Qualifications held by the teaching workforce and workforce composition

All teachers at this school are qualified and registered with the SA Teachers Registration Board.

Qualification Level	Number of Qualifications
Bachelor's degrees or Diplomas	9
Postgraduate Qualifications	2

Data Source: Data extracted from Mandatory Workforce Information Collections as on the last pay date of June 2023. As self-reported by staff in the system.

Please note: Data includes staff who are Actively employed and on extended paid leave. Please note only the highest qualification of the Teaching staff is reported. Excludes any number of other certifications earned.

Workforce composition including indigenous staff

	Teaching Staff		Non-Teaching Staff	
	Indigenous	Non-Indigenous	Indigenous	Non-Indigenous
Full-Time Equivalents	0.0	8.4	0.8	7.0
Persons	0.0	11.0	1.0	10.0

Data Source: Data extracted from Mandatory Workforce Information Collection as on the last pay date of June 2023.

Please note: Data includes staff who are actively employed and on extended paid leave. "Indigenous category" is self-reported by staff in the system.

Financial Statement

Funding Source	Amount
Grants: State	
Grants: Commonwealth	
Parent Contributions	
Fund Raising	
Other	

Data Source: School supplied data.